

.The Annual Quality Assurance Report (AQAR) of the IQAC

All NAAC accredited institutions will submit an annual self-reviewed progress report to NAAC, through its IQAC. The report is to detail the tangible results achieved in key areas, specifically identified by the institutional IQAC at the beginning of the academic year. The AQAR will detail the results of the perspective plan worked out by the IQAC. (Note: The AQAR period would be the Academic Year. For example, July 1, 2012 to June 30, 2013)

Part – A

AQAR for the year (for example 2013-14)

2014-15

I. Details of the Institution

1.1 Name of the Institution

Unity Degree College

1.2 Address Line 1

Sector- B, Basant Kunj

Address Line 2

Hardoi Road, Post Barawan Kalan, Kakori

City/Town

Lucknow

State

Uttar Pradesh

Pin Code

226101

Institution e-mail address

Unitydegree@gmail.com

Contact Nos.

0522-6568341

Name of the Head of the Institution:

(Prof(Dr)A B Siddiqui)

Tel. No. with STD Code:

0522-6568341

Mobile:

7570006104

Name of the IQAC Co-ordinator:

Dr. Ajay Kumar Srivastava

Mobile:

7570006115 , 9889197186

IQAC e-mail address:

unitydegree@gmail.com

1.3 NAAC Track ID (For ex. MHCOGN 18879)

12576

OR

1.4 NAAC Executive Committee No. & Date:

(For Example EC/32/A&A/143 dated 3-5-2004.
This EC no. is available in the right corner- bottom
of your institution's Accreditation Certificate)

November 30, 2011

1.5 Website address:

www.unitydegree.ac.in

Web-link of the AQAR:

www.unitydegree.ac.in/AQAR

For ex. <http://www.ladykeanecollege.edu.in/AQAR2012-13.doc>

1.6 Accreditation Details

Sl. No.	Cycle	Grade	CGPA	Year of Accreditation	Validity Period
1	1 st Cycle	B	2.11	2011	5 years
2	2 nd Cycle				
3	3 rd Cycle				
4	4 th Cycle				

1.7 Date of Establishment of IQAC : DD/MM/YYYY

01 Oct 2012

1.8 Details of the previous year's AQAR submitted to NAAC after the latest Assessment and Accreditation by NAAC (for example AQAR 2010-11 submitted to NAAC on 12-10-2011)

- i. AQAR (2012 - 13) 30/05/2014 _____ (DD/MM/YYYY)
 ii. AQAR (13-14) 30-03-2015 _____ (DD/MM/YYYY)
 iii. AQAR _____ (DD/MM/YYYY)
 iv. AQAR _____ (DD/MM/YYYY)

1.9 Institutional Status

University State Central Deemed Private

Affiliated College Yes No

Constituent College Yes No

Autonomous college of UGC Yes No

Regulatory Agency approved Institution

(eg. AICTE, BCI, MCI, PCI, NCI)

Type of Institution Co-education Men women

Urban Rural Tribal

Financial Status Grant-in-aid UGC 2(f) UGC 12B

Grant-in-aid + Self Financing Totally Self-financing

1.10 Type of Faculty/Programme

Arts Science Commerce Law PEI (Phys Edu)

TEI (Edu) Engineering Health Science Management

Others (Specify)

1.11 Name of the Affiliating University (for the Colleges)

1.12 Special status conferred by Central/ State Government-- UGC/CSIR/DST/DBT/ICMR etc

2.11 No. of meetings with various stakeholders: No. Faculty

Non-Teaching Staff Students Alumni Others

2.12 Has IQAC received any funding from UGC during the year? Yes No

If yes, mention the amount

2.13 Seminars and Conferences (only quality related)

(i) No. of Seminars/Conferences/ Workshops/Symposia organized by the IQAC

Total Nos. International National State Institution Level

(ii) Themes

2.14 Significant Activities and contributions made by IQAC

2.15 Plan of Action by IQAC/Outcome

The plan of action chalked out by the IQAC in the beginning of the year towards quality enhancement and the outcome achieved by the end of the year *

LAW

Plan of Action	Achievements
- workshop - seminar, Moot Court	Conducted activities successfully as per The plan.

* *Attach the Academic Calendar of the year as Annexure. (1)*

BBA/B.Com

Plan of Action	Achievements
- workshop, seminar Faculty Development Programme.	Conducted activities successfully as per The plan.

* *Attach the Academic Calendar of the year as Annexure. (2/3)*

2.15 Whether the AQAR was placed in statutory body Yes No

Management Syndicate any other body

Provide the details of the action taken

Autonomy by State/Central Govt. / University

University with Potential for Excellence UGC-CPE

DST Star Scheme UGC-CE

UGC-Special Assistance Programme DST-FIST

UGC-Innovative PG programmes Any other (*Specify*)

UGC-COP Programmes

2. IQAC Composition and Activities

2.1 No. of Teachers	<input type="text" value="6"/>
2.2 No. of Administrative/Technical staff	<input type="text" value="2"/>
2.3 No. of students	<input type="text" value="10"/>
2.4 No. of Management representatives	<input type="text" value="1"/>
2.5 No. of Alumni	<input type="text" value="4"/>
2.6 No. of any other stakeholder and community representatives	<input type="text" value="1"/>
2.7 No. of Employers/ Industrialists	<input type="text" value="1"/>
2.8 No. of other External Experts	<input type="text" value="1"/>
2.9 Total No. of members	<input type="text" value="26"/>
2.10 No. of IQAC meetings held	<input type="text" value="3"/>

Part – B

Criterion – I

I. Curricular Aspects

1.1 Details about Academic Programmes

Level of the Programme	Number of existing Programmes	Number of programmes added during the year	Number of self-financing programmes	Number of value added / Career Oriented programmes
PhD				
PG				
UG	03	0	03	02 Tally/Computer Programme
PG Diploma				
Advanced Diploma				
Diploma				
Certificate				
Others				
Total	03	0	03	02
Interdisciplinary				
Innovative				

- 1.2 (i) Flexibility of the Curriculum: CBCS/Core/Elective option / Open options
 (ii) Pattern of programmes:

Pattern	Number of programmes
Semester	02
Trimester	
Annual	01

1.3 Feedback from stakeholders* Alumni Parents Employers Students
 (On all aspects)

Mode of feedback : Online Manual Co-operating schools (for PEI)

*Please provide an analysis of the feedback in the Annexure

1.4 Whether there is any revision/update of regulation or syllabi, if yes, mention their salient aspects.

We suggest certain recommendation for the upgradation of the syllabus to the University.

1.5 Any new Department/Centre introduced during the year. If yes, give details. NO

--

Criterion – II

2. Teaching, Learning and Evaluation

2.1 Total No. of permanent faculty

Total	Asst. Professors	Associate Professors	Professors	Others
12	12	-	-	-

2.2 No. of permanent faculty with Ph.D.

04

2.3 No. of Faculty Positions Recruited (R) and Vacant (V) during the year

Asst. Professors		Associate Professors		Professors		Others		Total	
R	V	R	V	R	V	R	V	R	V
03	13	-	-					03	13

2.4 No. of Guest and Visiting faculty and Temporary faculty

11	01	04
----	----	----

2.5 Faculty participation in conferences and symposia:

No. of Faculty	International level	National level	State level
Attended	-	-	-
Presented papers	-	-	-
Resource Persons	-	-	-

Seminar :

No. of Faculty	International level	National level	State level
Attended	-	2	-
Presented papers	-	1	-
Resource Persons	-	-	-

Workshop – Attended – 02(State Level)

2.6 Innovative processes adopted by the institution in Teaching and Learning:

Audio Visual Lectures

2.7 Total No. of actual teaching days during this academic year

180

2.8 Examination/ Evaluation Reforms initiated by the Institution (for example: Open Book Examination, Bar Coding, Double Valuation, Photocopy, Online Multiple Choice Questions)

N/A

2.9 No. of faculty members involved in curriculum restructuring/revision/syllabus development as member of Board of Study/Faculty/Curriculum Development workshop

04		
----	--	--

2.10 Average percentage of attendance of students

67%

2.11 Course/Programme wise distribution of pass percentage :

Title of the Programme	Total no. of students appeared	Division				
		Distinction %	I %	II %	III %	Pass %
B.Com Ist year	Course Started in 2013-14	-	-	-	-	-
BBA	12*	-	11	01		100
LL.B.(Hons)	30 *	-	02	28		100

*No. of students in final year.

2.12 How does IQAC Contribute/Monitor/Evaluate the Teaching & Learning processes: By Feedback

2.13 Initiatives undertaken towards faculty development

<i>Faculty / Staff Development Programmes</i>	<i>Number of faculty benefitted</i>
Refresher courses	
UGC – Faculty Improvement Programme	
HRD programmes	
Orientation programmes	
Faculty exchange programme	
Staff training conducted by the university	
Staff training conducted by other institutions	4
Summer / Winter schools, Workshops, etc.	2
Others- workshop	7
Seminars held	4

2.14 Details of Administrative and Technical staff

Category	Number of Permanent Employees	Number of Vacant Positions	Number of permanent positions filled during the Year	Number of positions filled temporarily
Administrative Staff	18	-	-	-
Technical Staff	02	-	-	-

Criterion – III

3. Research, Consultancy and Extension

3.1 Initiatives of the IQAC in Sensitizing/Promoting Research Climate in the institution

IQAC committee members participated in IQAC training programme which was organised by L.U. IQAC cell has to promote research consultancies & extension activities in the college from next year.

3.2 Details regarding major projects

	Completed	Ongoing	Sanctioned	Submitted
Number	-	-	-	-
Outlay in Rs. Lakhs				

3.3 Details regarding minor projects NA

	Completed	Ongoing	Sanctioned	Submitted
Number				
Outlay in Rs. Lakhs				

3.4 Details on research publications

	International	National	Others
Peer Review Journals	-	-	-
Non-Peer Review Journals			
e-Journals	-		
Conference proceedings			

3.5 Details on Impact factor of publications: NA

Range Average h-index Nos. in SCOPUS

3.6 Research funds sanctioned and received from various funding agencies, industry and other organisations

Nature of the Project	Duration Year	Name of the funding Agency	Total grant sanctioned	Received
Major projects				
Minor Projects				
Interdisciplinary Projects				
Industry sponsored				
Projects sponsored by the University/ College				
Students research projects <i>(other than compulsory by the University)</i>				
Any other(Specify)				
Total				

3.7 No. of books published i) With ISBN No. Chapters in Edited Books

ii) Without ISBN No.

3.8 No. of University Departments receiving funds from -NO

UGC-SAP CAS DST-FIST
 DPE DBT Scheme/funds

3.9 For colleges

Autonomy CPE DBT Star Scheme
 INSPIRE CE Any Other (specify)

3.10 Revenue generated through consultancy

3.11 No. of conferences

organized by the Institution
NA

Level	International	National	State	University	College
Number		-	-	-	-
Sponsoring agencies					

3.12 No. of faculty served as experts, chairpersons or resource persons

3.13 No. of collaborations

International National Any other

3.14 No. of linkages created during this year

3.15 Total budget for research for current year in lakhs : N/A

From Funding agency From Management of University/College
 Total

3.16 No. of patents received this year

N/A

Type of Patent		Number
National	Applied	-
	Granted	-
International	Applied	-
	Granted	-
Commercialised	Applied	-
	Granted	-

3.17 No. of research awards/ recognitions received by faculty and research fellows
Of the institute in the year-NA

Total	International	National	State	University	Dist	College
-	-	-	-	-	-	-

3.18 No. of faculty from the Institution
who are Ph. D. Guides
and students registered under them

NA

-

3.19 No. of Ph.D. awarded by faculty from the Institution

NA

3.20 No. of Research scholars receiving the Fellowships (Newly enrolled + existing ones)

JRF

SRF

Project Fellows

Any other

3.21 No. of students Participated in NSS events:

University level

70

State level

National level

International level

3.22 No. of students participated in NCC events: N/A

University level

State level

National level

International level

3.23 No. of Awards won in NSS:

N/A

University level

State level

National level

International level

3.24 No. of Awards won in NCC:

N/A

University level

State level

National level

International level

3.25 No. of Extension activities organized

University forum College forum
 NCC NSS Any other

3.26 Major Activities during the year in the sphere of extension activities and Institutional Social Responsibility

- Visit to village under the NSS programme for various awareness programme i.e. about Ration Card, Aadhar Card etc.
- Legal Aid assistance to the weaker section of society.
- Health awareness Camp in village.
- Visit to Trade fair , Visit to science center
- Organised a Trade fair as a technique of Learning by Experience (LBE).

Criterion – IV

4. Infrastructure and Learning Resources

4.1 Details of increase in infrastructure facilities:

Facilities	Existing	Newly created	Source of Fund	Total
Campus area	1.444Ha			1.444Ha
Class rooms	11			11
Laboratories	1			1
Seminar Halls/ Lecture Hall	1			1
No. of important equipments purchased (≥ 1-0 lakh) during the current year.				
Value of the equipment purchased during the year (Rs. in Lakhs)				
Others Gym,Medical,Boys/Girls common room,Moot Court,TT Room& Guest Room,Placement Cell	8			8

4.2 Computerization of administration and library

4.3 Library services:

	Existing		Newly added		Total	
	No.	Value	No.	Value	No.	Value
Text Books	6119	1340308	85	54105	-	1394413
Reference Books	465	40682	6	720	71	41400
e-Books	-	-	-	-	-	-
Journals	18	340474	-	-	18	340474
e-Journals						
Digital Database						
CD & Video	30	5000			30	5000
Others (specify)	Encyclopaedia	53880				53880

4.4 Technology up gradation (overall)

	Total Computers	Computer Labs	Internet	Browsing Centres	Computer Centres	Office	Departments	Others
Existing	28	1			23	04		
Added								
Total	28	1			23	04		

4.5 Computer, Internet access, training to teachers and students and any other programme for technology upgradation (Networking, e-Governance etc.)

Training for Internet use.

4.6 Amount spent on maintenance in lakhs :

i) ICT	0.80
ii) Campus Infrastructure and facilities	1.85
iii) Equipments	1.76
iv) Others	1.66
Total:	6.07

Criterion – V

5. Student Support and Progression

5.1 Contribution of IQAC in enhancing awareness about Student Support Services

Contributions are made for the welfare of the students in every spheres
(Academic , Non Academic)

5.2 Efforts made by the institution for tracking the progression

Academic Reports are maintained for tracking the progress.

5.3 (a) Total Number of students

UG	PG	Ph. D.	Others
325			

(b) No. of students outside the
state

04

(c) No. of international students

01

Men

No	%
-	-

Women

No	%
01	.3%

Last Year						This Year					
General	SC	ST	OBC	Physically Challenged	Total	General	SC	ST	OBC	Physically Challenged	Total
227	08		48		283	270	07	-	48	-	325

Demand ratio 5:8

Dropout 09 %

5.4 Details of student support mechanism for coaching for competitive examinations (If any)

Teachers provide support to students for coaching & remedial classes (for competitive exams for higher education & job related competitive exams and Remedial Classes for courses related topics.

No. of students beneficiaries

07

5.5 No. of students qualified in these examinations NA

NET

SET/SLET

GATE

CAT

IAS/IPS etc

State PSC

UPSC

Others TET

5.6 Details of student counselling and career guidance

Career oriented guidance & counselling are provided through our training & placement cell our Alumni cell give support for new areas & specific issues are provided.

No. of students benefitted

71

5.7 Details of campus placement

<i>On campus</i>			<i>Off Campus</i>
Number of Organizations Visited	Number of Students Participated	Number of Students Placed	Number of Students Placed
15	194	54	Higher studies are preferred by the students since we are UG college.

5.8 Details of gender sensitization programmes

Self protection programme, AIDS awareness programme.

5.9 Students Activities

5.9.1 No. of students participated in Sports, Games and other events

State/ University level

National level

International level

No. of students participated in cultural events

State/ University level

50

National level

International level

5.9.2 No. of medals /awards won by students in Sports, Games and other events

Sports : State/ University level National level International level

Cultural: State/ University level National level International level

5.10 Scholarships and Financial Support

	Number of students	Amount
Financial support from institution *	-	-
Financial support from government*	-	-
Financial support from other sources*	-	-
Number of students who received International/ National recognitions*	-	-

* Scholarship amounts are directly credited in students accounts.

5.11 Student organised / initiatives

Fairs : State/ University level National level International level

Exhibition: State/ University level National level International level

5.12 No. of social initiatives undertaken by the students

5.13 Major grievances of students (if any) redressed: For the improvement of the services of the canteen things were improved.

Criterion – VI

6. Governance, Leadership and Management

6.1 State the Vision and Mission of the institution

Vision: Providing professional / technical education to all, especially to those belonging to the minorities and other educationally backward classes.
Mission: To provide quality education & discipline so that the professional we produce are only those persons who really desire to do the best not only for themselves but also for the nation.

6.2 Does the Institution has a management Information System

Yes, Partial

6.3 Quality improvement strategies adopted by the institution for each of the following:

6.3.1 Curriculum Development : We have added extra –curricular activities in our curricula at college level.

Communication made to the University for curriculum Development.

6.3.2 Teaching and Learning : various training programmes have been conducted. Use of statistical tools in research has been conducted for faculty.

We conduct faculty development programmes, job-oriented technical training for the staff.

6.3.3 Examination and Evaluation

Internal Exam have been conducted to evaluate the potential of students. Basic tips have been provided to the students for Group Discussion, Debate & extempore. Internal exam & evaluation, different soft skills programme

6.3.4 Research and Development

Summer Training (1st time we have given opportunity for summer Training to other students including BBA Students (Since college is in UG level so the scope of the research is Ltd).

6.3.5 Library, ICT and physical infrastructure / instrumentation

Technology up gradation and new system have been added & periodically maintenance have been made.

6.3.6 Human Resource Management

Performance appraisal report has been prepared.

6.3.7 Faculty and Staff recruitment

Qualified teachers are recruited and staff are recruited on the basis of technical knowledge & professional skills.

6.3.8 Industry Interaction / Collaboration

Tie-up are made with professionals for various skills development programme and for the purpose of summer training and internship. College has made tie-up with cos of repute for the placemen & Internship.

6.3.9 Admission of Students

Admission only after internal evaluation & Proper Counselling Session.

6.4 Welfare scheme

Teaching	Loan Facilities and Post-paid mobile connection
Non teaching	Loan Facilities and Post-paid mobile connection
Students	Waive off fee for meritorious student

6.5 Total corpus fund generated

8785275/-

6.6 Whether annual financial audit has been done

Yes

No

6.7 Whether Academic and Administrative Audit (AAA) has been done? **Yes**

Audit Type	External		Internal	
	Yes/No	Agency	Yes/No	Authority
Academic	yes	By expert	yes	By experts
Administrative	yes	By experts	yes	By Mgt
Finance	yes	By CA	yes	By Team Members

6.8 Does the University/ Autonomous College declares results within 30 days? N/A (Affiliated College)

For UG Programmes

Yes

No

For PG Programmes

Yes

No

6.9 What efforts are made by the University/ Autonomous College for Examination Reforms?

Not Applicable (Affiliated College)

6.10 What efforts are made by the University to promote autonomy in the affiliated/constituent colleges?

Not Applicable (Affiliated College)

6.11

Feedback are taken and implemented by the association

6.12 Activities and support from the Parent – Teacher Association

Meeting are held periodically and implementation have been made as suggested by the parents.

6.13 Development programmes for support staff

Training has been made for the purpose of computer knowledge and use of Internet.

6.14 Initiatives taken by the institution to make the campus eco-friendly

Plantation drive and restriction to use Poly bags in campus.

Criterion – VII

7. Innovations and Best Practices

7.1 Innovations introduced during this academic year which have created a positive impact on the functioning of the institution. Give details.

Learning by Experience.

7.2 Provide the Action Taken Report (ATR) based on the plan of action decided upon at the beginning of the year

Workshop, FDP and seminars were held .

7.3 Give two Best Practices of the institution (please see the format in the NAAC Self-study Manuals)

1-Feedback from the staff, faculty and students.
2- Training programmes have been scheduled for various purposes.

**Provide the details in annexure (annexure need to be numbered as i, ii, iii)*

7.4 Contribution to environmental awareness / protection

Plantation drive & development of green belt.

7.5 Whether environmental audit was conducted?

Yes

No

7.6 Any other relevant information the institution wishes to add. (for example SWOT Analysis)

Monitoring of the activities including the classes by CCTV.

8. Plans of institution for next year

Induction of LL.B-3 years & BA course in 2015-16 session.

Name

Dr. Ajay K. Srivastava
Ajay

Name

(Prof. Dr.) A. B. Siddiqui

Principal

Unity Degree College

LUCKNOW.

Signature of the Coordinator, IQAC

Signature of the Chairperson, IQAC

Feedback


Feedback has been categorised into several category. A separate feedback is used to each section (i.e. Alumni, Employer, Students and Parents.)

Student's feedback is based on academic and related other facilities for the purpose of academic improvement.

Alumni feedback is based on the improvement and implementation of the feedback.

Parent's feedback is categorised for the purpose of various fields like teaching, support, Bus facilities, Canteen facilities, Medical facilities, Sports and cultural facilities, Job & Placement facilities.

Employer's feedback is based on all HR practices, Academic environment, Social objectives, Growth and Expansion with quality related planning and their implementation.


Principal
Unity Degree College
LUCKNOW.



Unity Degree College, Lucknow
Academic Plan –(2014-2015)

For Odd Semester:-

July (From 26 th July 2014)	:	Orientation programme for new students (3 rd week) New session starts with classes
August	:	Quiz competition among students (semester wise) (4 th week)
September	:	Debate/Quiz competition (2 nd week) Workshop (3 rd week)
October	:	Sports competition(4 th week) Educational Tour(4 th week) Cultural Activities (3 rd week)
November	:	Internal Assessment(3 rd week) Preparation leave for exam(4 th week)
December	:	Semester exam(As per L.U. schedule) Winter Vacation (As per L.U. schedule)

For Even Semester:-

January (From 6 th January-2015)	:	Educational Tour(3 rd week) Sports activities(4 th week)
February	:	Workshop(3 rd week)
March	:	Quiz Competition (4 th week)
April	:	Internal Assessment (2 nd week) Preparation leave for Exam(3 rd week)
May	:	Semester Exam(As per L.U. schedule) Summer Vacation(As per L.U. schedule)


Principal
Unity Degree College
LUCKNOW. 

Abbreviations:

CAS	-	Career Advanced Scheme
CAT	-	Common Admission Test
CBCS	-	Choice Based Credit System
CE	-	Centre for Excellence
COP	-	Career Oriented Programme
CPE	-	College with Potential for Excellence
DPE	-	Department with Potential for Excellence
GATE	-	Graduate Aptitude Test
NET	-	National Eligibility Test
PEI	-	Physical Education Institution
SAP	-	Special Assistance Programme
SF	-	Self Financing
SLET	-	State Level Eligibility Test
TEI	-	Teacher Education Institution
UPE	-	University with Potential Excellence
UPSC	-	Union Public Service Commission

0